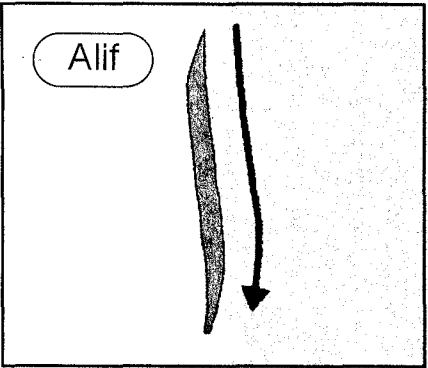


Write over the letters below, then continue copying to complete the page.



ا

ا


ا

ا

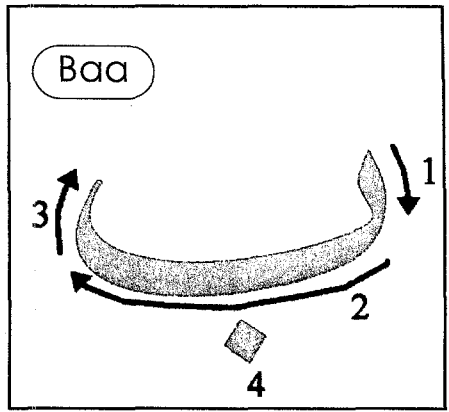
ا

ا

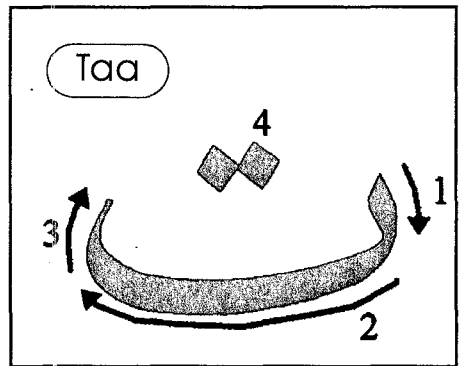
Write over the letters below, then continue copying to complete the page.



ب ب ب ب ب



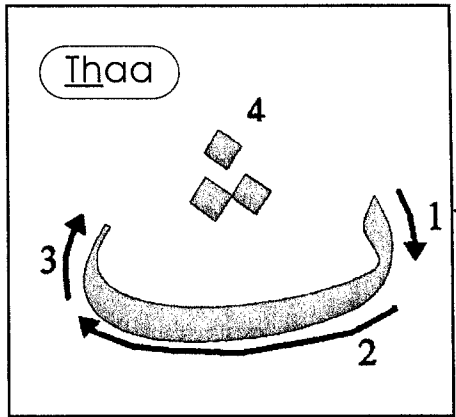
ت ت ت ت ت



Write over the letters below, then continue copying to complete the page.

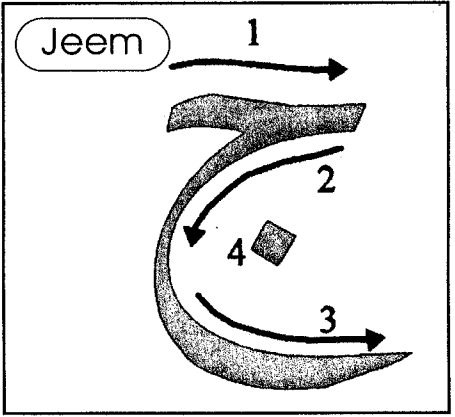


ث ث ث ث ث




Blank handwriting practice lines for the letter 'Thaa'.

ج ج ج ج ج

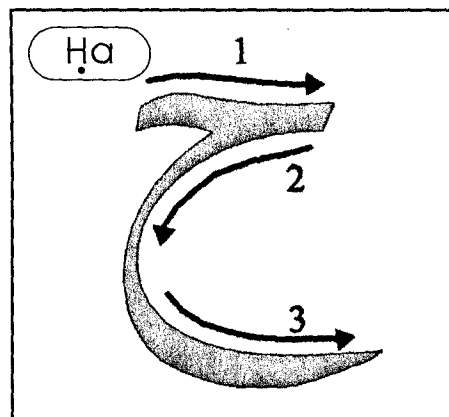


Blank handwriting practice lines for the letter 'Jeem'.

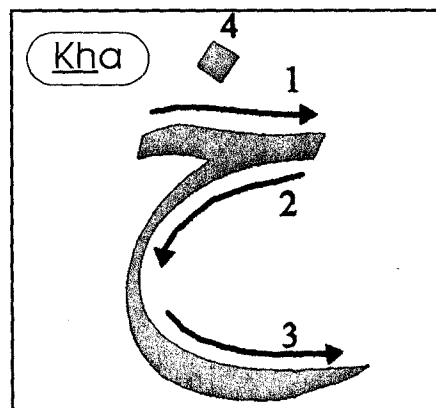
Write over the letters below, then continue copying to complete the page.



ح ح ح ح ح



خ خ خ خ خ

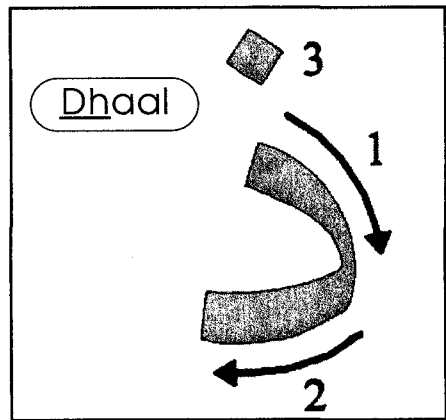
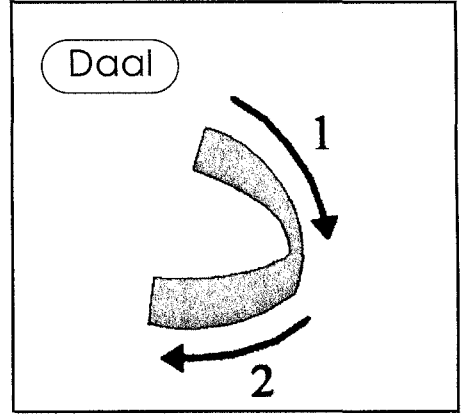


Write over the letters below, then continue copying to complete the page.




د د د د د

ذ ذ ذ ذ ذ



Write over the letters below, then continue copying to complete the page.



Handwriting practice for the letter 'Ra'. The first row contains five faint 'Ra' characters for tracing, followed by a solid black 'Ra' character. Below this are two empty horizontal lines for independent practice.

Raa


Two empty horizontal lines for independent handwriting practice.

Handwriting practice for the letter 'Zaa'. The first row contains five faint 'Zaa' characters for tracing, followed by a solid black 'Zaa' character. Below this are two empty horizontal lines for independent practice.

Zaa

Four empty horizontal lines for independent handwriting practice.

Write over the letters below, then continue copying to complete the page.



س س س س س

Blank handwriting lines for practicing the letter 'Seen'.

Blank handwriting lines for practicing the letter 'Seen'.

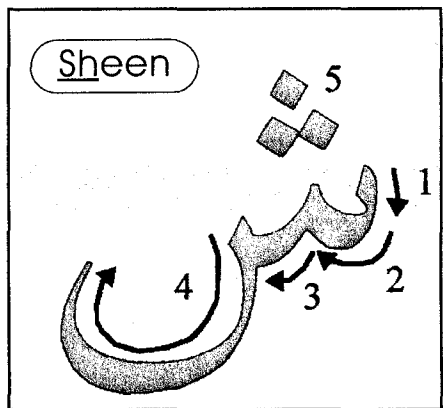
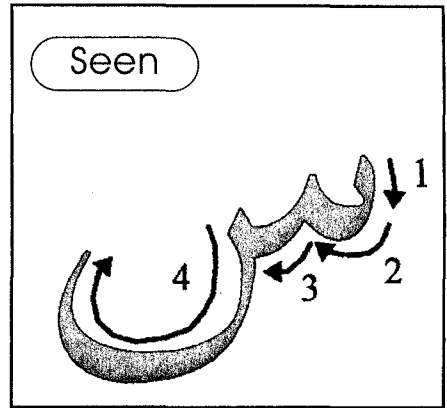
Blank handwriting lines for practicing the letter 'Seen'.

ش ش ش ش ش

Blank handwriting lines for practicing the letter 'Sheen'.

Blank handwriting lines for practicing the letter 'Sheen'.

Blank handwriting lines for practicing the letter 'Sheen'.

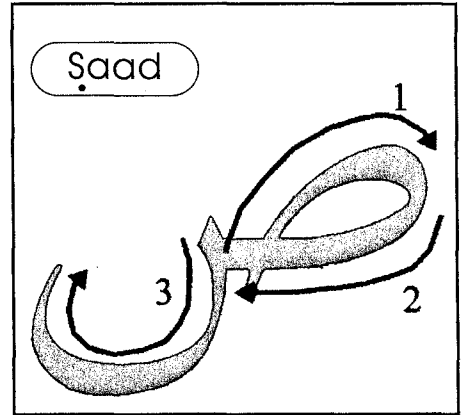


Write over the letters below, then continue copying to complete the page.



ص ص ص ص ص ص

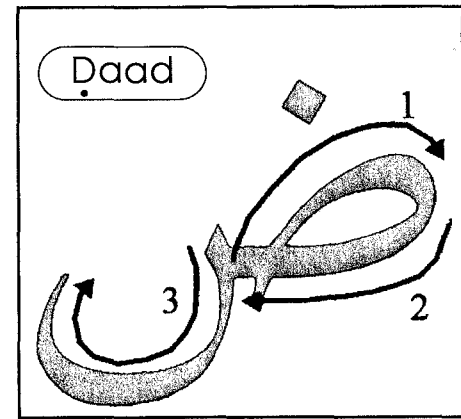
ص



Blank handwriting lines for practicing the letter 'Saad'.

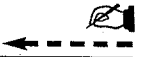
ض ض ض ض ض ض

ض

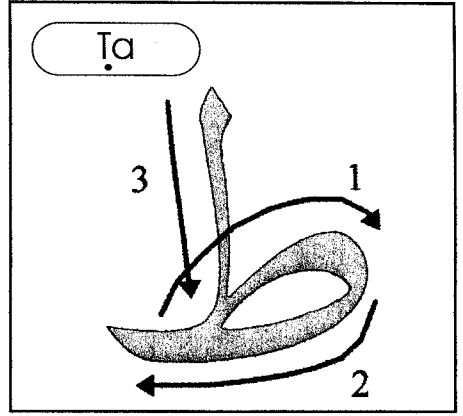


Blank handwriting lines for practicing the letter 'Daad'.

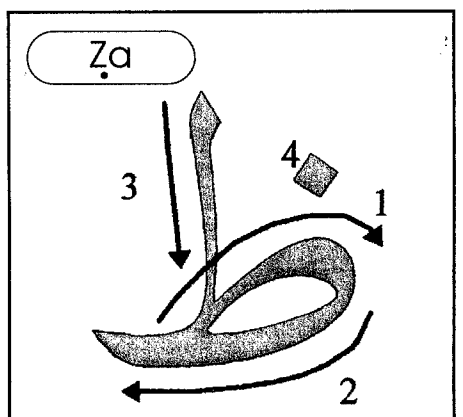
Write over the letters below, then continue copying to complete the page.



ط ط ط ط ط



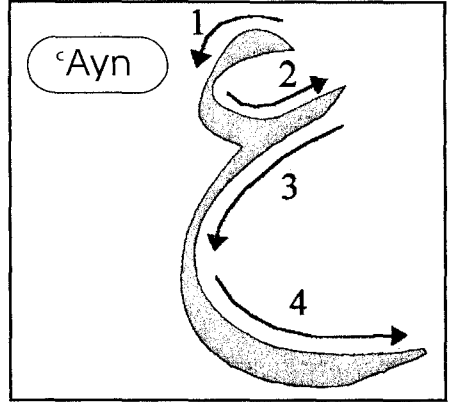
ظ ظ ظ ظ ظ



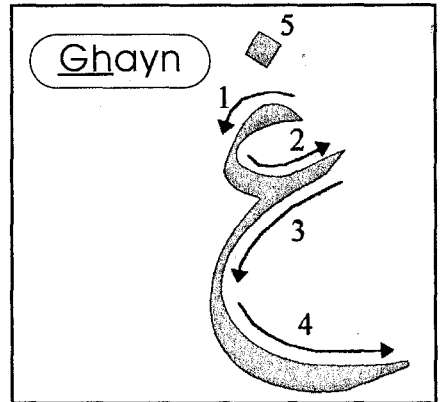
Write over the letters below, then continue copying to complete the page.



ا ا ا ا ا



غ غ غ غ غ

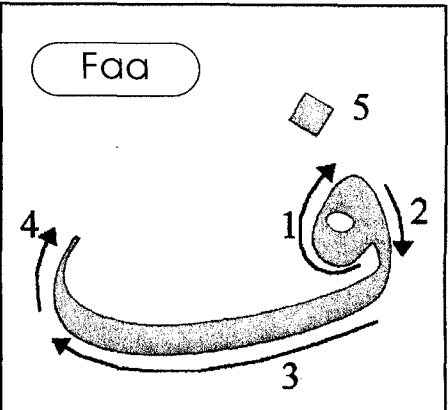


Write over the letters below, then continue copying to complete the page.



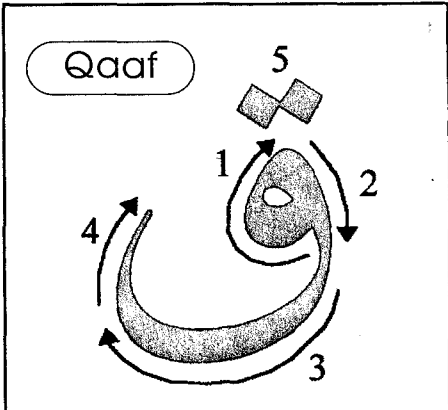
ف ف ف ف ف

Four sets of horizontal lines for handwriting practice, each set consisting of a top line, a middle line, and a bottom line.



ق ق ق ق ق

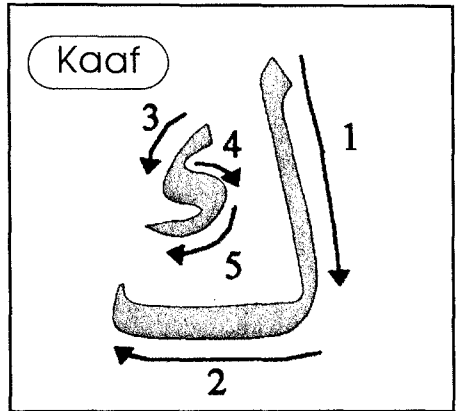
Four sets of horizontal lines for handwriting practice, each set consisting of a top line, a middle line, and a bottom line.



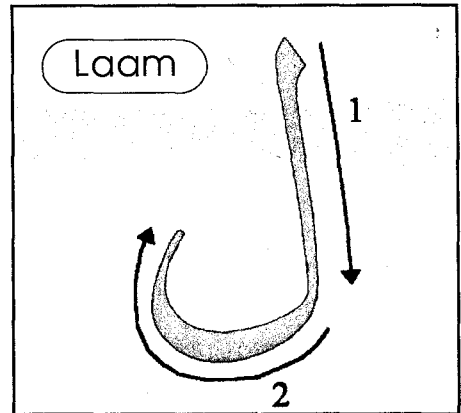
Write over the letters below, then continue copying to complete the page.



ك ك ك ك ك



ل ل ل ل ل

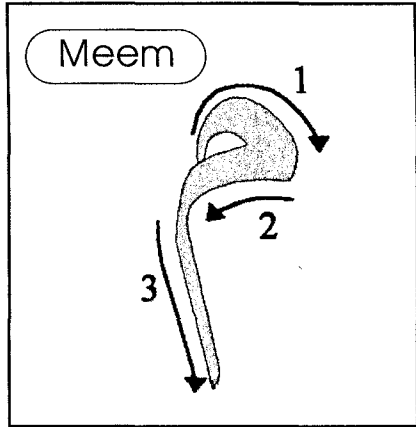


Write over the letters below, then continue copying to complete the page.



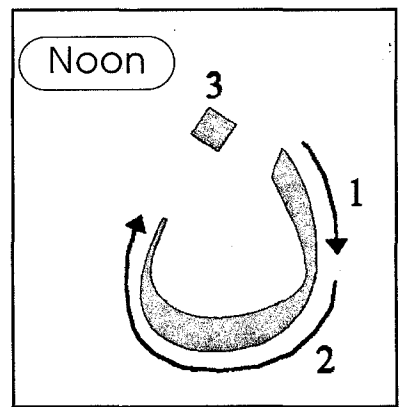
م م م م م

Blank handwriting practice lines for the letter Meem.

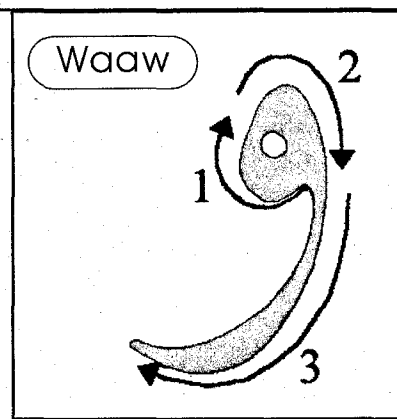
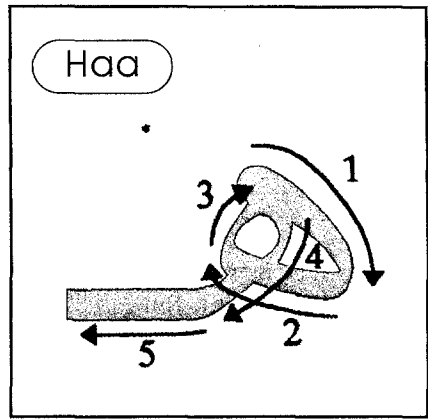


ن ن ن ن ن

Blank handwriting practice lines for the letter Noon.



Write over the letters below, then continue copying to complete the page.



Here is the complete Arabic alphabet.
Can you read all the letters?

Start here!



ا	ب	ت	ث	ج
ح	خ	د	ذ	ر
ز	س	ش	ص	ض
ط	ظ	ع	غ	ف
ق	ك	ل	م	ن
هـ	و	ي		